

**Format of holding of specified securities**

1. Name of Listed Entity: KOTHARI PHYTOCHEMICALS & INDUSTRIES LTD. (CIN:U15491WB1897PLC00136)

2. Scrip Code - Name of Scrip -,- Class of Security Equity

3. Share Holding Pattern Filed under : Reg. 31(1)(a)/Reg. 31(1)(b)/Reg. 31(1)(c )

a. If under 31 (1)(b) then indicate the report for Quarter ending: 31/12/2022

b. If under 31(1)(c ) then indicate date of allotment/extinguishment

4. **Declaration** : The Listed entity is required to submit the following declaration to the extent of submission of information:-

|   | Particulars  | Yes* | No* |
|---|--|------|-----|
| 1 | Whether the Listed Entity has issued any partly paid up shares?                        |      | No  |
| 2 | Whether the Listed Entity has issued any Convertible Securities or Warrants?           |      | No  |
| 3 | Whether the Listed Entity has any shares against which depository receipts are issued? |      | No  |
| 4 | Whether the Listed Entity has any shares in Locked-in?                                 |      | No  |
| 5 | Whether any shares held by promoters are pledge or otherwise encumbered?               |      | No  |
| 6 | Whether company has equity shares with differential voting rights?                     |      | No  |
| 7 | Whether the Listed Entity has any significant beneficial owner?                        | Yes  |     |

\* If the Listed Entity selects the option 'No' for the questions above, the column for the partly paid up shares, Outstanding Convertible Securities/Warrants, depository receipts, locked-in shares, No of shares pledged or otherwise encumbered by promoters, as applicable, shall not be displayed at the time of dissemination on the Stock Exchange website. Also wherever there is 'No' declared by Listed Entity in above table the values will be considered as 'Zero' by default on submission of the format of holding of specified securities.

5. The tabular format for disclosure of holding of specified securities is as follows:-




Table I - Summary Statement holding of specified securities as on 31/12/2022

| Table 1 - Summary Statement holding of specified securities as on 31/12/2022 |                                |                            |  |  |   |  |   |   |            |         |                         |   |   |                                  |                                 |   |                                 |   |
|--|--------------------------------|----------------------------|--|--|---|--|---|---|------------|---------|-------------------------|---|---|----------------------------------|---------------------------------|---|---------------------------------|---|
| Category (I)   | Category of shareholder (II)   | Nos. of shareholders (III) | No. of fully paid up equity shares held (IV) | No. of Partly paid-up equity shares held (V) | No. of shares underlying Depository Receipts (VI) | Total nos. shares held (VII)=(IV)+(V)+(VI) | Shareholding as a % of total no. of shares (calculated as per SCRR, 1957) (VIII) As a % of (A+B+C2) | Number of Voting Rights held in each class of securities (IX) |            |         |                         | No of shares Underlying outstanding convertible securities (including Warrants) (X) | Shareholding as a % assuming full conversion of convertible securities (as a percentage of diluted share capital) (XI)=(VII)+(X) As a % of (A+B+C2) | Number of Locked in shares (XII) |                                 | Number of shares pledged or otherwise encumbered (XIII) |                                 | Number of equity shares held in dematerialized form (XIV) |
|  |                                |                            |  |  |   |  |   | No of Voting Rights   |            |         | Total as a % of (A+B+C) |   |   | No. (a)                          | As a % of total shares held (b) | No. (a)   | As a % of total shares held (b) |   |
|  |                                |                            |  |  |   |  |   | Class eg:x  | Class eg:y | Total   |                         |   |   |                                  |                                 |   |                                 |   |
| (A)  | Promoter & Promoter group      | 10                         | 3860857                                      | 0  | 0   | 3860857                                    | 99.4253   | 3860857   | 0          | 3860857 | 99.4253                 | 0   | 99.4253   | 0                                | 0.0000                          | 0   | 0.0000                          | 3860857   |
| (B)  | Public                         | 1073                       | 22318  | 0  | 0   | 22318                                      | 0.5747  | 22318   | 0          | 22318   | 0.5747                  | 0   | 0.5747  | 0                                | 0.0000                          | NA  |                                 | 14854   |
| (C)  | Non Promoter - Non Public      |                            |  |  |   |  |   |   |            |         |                         |   |   |                                  |                                 | NA  |                                 |   |
| (C1)   | Shares underlying DRs          |                            |  |  |   |  | NA  |   |            |         |                         |   |   |                                  |                                 | NA  |                                 |   |
| (C2)   | Shares held by Employee Trusts |                            |  |  |   |  |   |   |            |         |                         |   |   |                                  |                                 | NA  |                                 |   |
|  | Total                          | 1083                       | 3883175                                      | 0  | 0   | 3883175                                    | 100.0000  | 3883175   | 0          | 3883175 | 100.0000                | 0   | 100.0000  | 0                                |                                 |   |                                 | 3875711   |





Table II - Statement Showing shareholding pattern of the Promoter and Promoter Group as on 31/12/2022

| KOTHARI PHYTOCHEMICALS & INDUSTRIES LTD.  |   |  |            |      |                            |  |                                       |  |   |   |   |         |         |                                     |   |  |                                  |        |   |                                 |   |         |                                 |
|---|---|--|------------|------|----------------------------|--|---------------------------------------|--|---|---|---|---------|---------|-------------------------------------|---|--|----------------------------------|--------|---|---------------------------------|---|---------|---------------------------------|
| Table II - Statement Showing shareholding pattern of the Promoter and Promoter Group as on 31/12/2022 |   |  |            |      |                            |  |                                       |  |   |   |   |         |         |                                     |   |  |                                  |        |   |                                 |   |         |                                 |
| (1)   | Category & Name of the Shareholders (I)                             | Entity type i.e. promoter OR promoter group entity (except promoter) | PAN        | (II) | Nos. of shareholders (III) | No. of fully paid up equity shares held (IV) | Partly paid-up equity shares held (V) | Nos. of shares underlying Depository Receipts (VI) | Total nos.shares held (VII)=(IV)+(V)+(VI) | Sharehold ing % calculated as per SCRR, 1957) As a % of (A+B+C2) (VIII) | Number of Voting Rights held in each class of securities (IX) |         |         |                                     | No of shares Underlying outstanding convertible securities (as a percentage of diluted share capital) (X) | Shareholdin g as a % assuming full conversion of convertible securities (as a percentage of diluted share capital) (XI)=(VII)+(X ) As a % of A+B+C2) | Number of Locked in shares (XII) |        | Number of shares pledged or otherwise encumbered (XIII) |                                 | Number of equity shares held in dematerialized form (XIV) |         |                                 |
|   |   |  |            |      |                            |  |                                       |  |   |   | No of Voting Rights   |         |         | Total as a % of Total Voting rights |   |  |                                  |        | No. (a)   | As a % of total shares held (b) |   | No. (a) | As a % of total shares held (b) |
|   |   |  |            |      |                            |  |                                       |  |   |   | Class x   | Class y | Total   |                                     |   |  |                                  |        |   |                                 |   |         |                                 |
| (a)   | Indian Individuals/Hindu undivided Family                           |  |            |      | 4                          | 40961  | 0                                     | 0  | 40961                                     | 1.0548  | 40961   | 0       | 40961   | 1.0548                              | 0   | 1.0548   | 0                                | 0.0000 | 0   | 0.0000                          | 40961   |         |                                 |
|   | PARAMSUKHDAS SUGANCHAND HUF   | Promoter   | AAFHA2890H |      | 1                          | 19040  | 0                                     | 0  | 19040                                     | 0.4903  | 19040   | 0       | 19040   | 0.4903                              | 0   | 0.4903   | 0                                | 0.0000 | 0   | 0.0000                          | 19040   |         |                                 |
|   | ANAND VARDHAN KOTHARI   | Promoter   | ARZPK7312D |      | 1                          | 13300  | 0                                     | 0  | 13300                                     | 0.3425  | 13300   | 0       | 13300   | 0.3425                              | 0   | 0.3425   | 0                                | 0.0000 | 0   | 0.0000                          | 13300   |         |                                 |
|   | PRABHAWATI DEVI KOTHARI   | Promoter   | AFLPK3786R |      | 1                          | 6500   | 0                                     | 0  | 6500                                      | 0.1674  | 6500  | 0       | 6500    | 0.1674                              | 0   | 0.1674   | 0                                | 0.0000 | 0   | 0.0000                          | 6500  |         |                                 |
|   | ARUN KUMAR KOTHARI  | Promoter   | AFLPK3831P |      | 1                          | 2121   | 0                                     | 0  | 2121                                      | 0.0546  | 2121  | 0       | 2121    | 0.0546                              | 0   | 0.0546   | 0                                | 0.0000 | 0   | 0.0000                          | 2121  |         |                                 |
| (b)   | Central Government/State Government(s)                              |  |            |      |                            |  |                                       |  |   |   |   |         |         |                                     | 0   | 0.0000   | 0                                | 0.0000 | 0   | 0.0000                          | 0   |         |                                 |
| (c)   | Financial Institutions/Banks  |  |            |      |                            |  |                                       |  |   |   |   |         |         |                                     | 0   | 0.0000   | 0                                | 0.0000 | 0   | 0.0000                          | 0   |         |                                 |
| (d)   | Any Other (specify)   |  |            |      |                            |  |                                       |  |   |   |   |         |         |                                     | 0   | 0.0000   | 0                                | 0.0000 | 0   | 0.0000                          | 0   |         |                                 |
|   | Bodies Corporate  |  |            |      | 6                          | 3819896                                      | 0                                     | 0  | 3819896                                   | 98.3704   | 3819896   | 0       | 3819896 | 98.3704                             | 0   | 98.3704  | 0                                | 0.0000 | 0   | 0.0000                          | 3819896   |         |                                 |
|   | KOTHARI INVESTMENT AND INDUSTRIES PRIVATE LIMITED                   | Promoter   | AACCK1560A |      | 1                          | 2828080                                      | 0                                     | 0  | 2828080                                   | 72.8291   | 2828080   | 0       | 2828080 | 72.8291                             | 0   | 72.8291  | 0                                | 0.0000 | 0   | 0.0000                          | 2828080   |         |                                 |
|   | M D KOTHARI AND COMPANY LIMITED                                     | Promoter   | AADCM5835F |      | 1                          | 576525                                       | 0                                     | 0  | 576525                                    | 14.8467   | 576525  | 0       | 576525  | 14.8467                             | 0   | 14.8467  | 0                                | 0.0000 | 0   | 0.0000                          | 576525  |         |                                 |
|   | G. DAS & COMPANY PRIVATE LIMITED                                    | Promoter   | AABCG2416L |      | 1                          | 216291                                       | 0                                     | 0  | 216291                                    | 5.5700  | 216291  | 0       | 216291  | 5.5700                              | 0   | 5.5700   | 0                                | 0.0000 | 0   | 0.0000                          | 216291  |         |                                 |
|   | ALBERT DAVID LTD  | Promoter   | AACCA3933D |      | 1                          | 190000                                       | 0                                     | 0  | 190000                                    | 4.8929  | 190000  | 0       | 190000  | 4.8929                              | 0   | 4.8929   | 0                                | 0.0000 | 0   | 0.0000                          | 190000  |         |                                 |
|   | PREMIER SUPPLIERS PRIVATE LIMITED                                   | Promoter   | AACCP9823B |      | 1                          | 8000   | 0                                     | 0  | 8000                                      | 0.2060  | 8000  | 0       | 8000    | 0.2060                              | 0   | 0.2060   | 0                                | 0.0000 | 0   | 0.0000                          | 8000  |         |                                 |
|   | SATYAM FINANCIAL SERVICES LTD.                                      | Promoter   | AALCS3758B |      | 1                          | 1000   | 0                                     | 0  | 1000                                      | 0.0258  | 1000  | 0       | 1000    | 0.0258                              | 0   | 0.0258   | 0                                | 0.0000 | 0   | 0.0000                          | 1000  |         |                                 |
|   | Sub Total   |  |            |      | 10                         | 3860857                                      | 0                                     | 0  | 3860857                                   | 99.4253   | 3860857   | 0       | 3860857 | 99.4253                             | 0   | 99.4253  | 0                                | 0.0000 | 0   | 0.0000                          | 3860857   |         |                                 |
| (2)   | Foreign   |  |            |      |                            |  |                                       |  |   |   |   |         |         |                                     |   |  |                                  |        |   |                                 |   |         |                                 |
| (a)   | Individuals (Non-Resident Individuals/Foreign Individuals)          |  |            |      |                            |  |                                       |  |   |   |   |         |         |                                     | 0   | 0.0000   | 0                                | 0.0000 | 0   | 0.0000                          | 0   |         |                                 |
| (b)   | Government  |  |            |      |                            |  |                                       |  |   |   |   |         |         |                                     | 0   | 0.0000   | 0                                | 0.0000 | 0   | 0.0000                          | 0   |         |                                 |
| (c)   | Institutions  |  |            |      |                            |  |                                       |  |   |   |   |         |         |                                     | 0   | 0.0000   | 0                                | 0.0000 | 0   | 0.0000                          | 0   |         |                                 |
| (d)   | Foreign Portfolio Investor  |  |            |      |                            |  |                                       |  |   |   |   |         |         |                                     | 0   | 0.0000   | 0                                | 0.0000 | 0   | 0.0000                          | 0   |         |                                 |
| (e)   | Any Other (specify)   |  |            |      |                            |  |                                       |  |   |   |   |         |         |                                     | 0   | 0.0000   | 0                                | 0.0000 | 0   | 0.0000                          | 0   |         |                                 |
|   | Sub Total   |  |            |      | 0                          | 0  | 0                                     | 0  | 0   | 0.0000  | 0   | 0       | 0       | 0.0000                              | 0   | 0.0000   | 0                                | 0.0000 | 0   | 0.0000                          | 0   |         |                                 |
|   | Total Shareholding of Promoter and Promoter Group (A)=(A)(1)+(A)(2) |  |            |      | 10                         | 3860857                                      | 0                                     | 0  | 3860857                                   | 99.4253   | 3860857   | 0       | 3860857 | 99.4253                             | 0   | 99.4253  | 0                                | 0.0000 | 0   | 0.0000                          | 3860857   |         |                                 |







Table III - Statement Showing shareholding pattern of the Public shareholder as on 31/12/2022

| Table III - Statement Showing Shareholding pattern of the Public shareholder as on 31/12/2022  |          |                            |  |                                       |  |  |  |   |         |       |                                     |   |  |                                  |                                 |   |  |   |   |                   |                    |   |
|--|----------|----------------------------|--|---------------------------------------|--|--|--|---|---------|-------|-------------------------------------|---|--|----------------------------------|---------------------------------|---|--|---|---|-------------------|--------------------|---|
| Category & Name of the Shareholders (I)  | PAN (II) | Nos. of shareholders (III) | No. of fully paid up equity shares held (IV) | Partly paid-up equity shares held (V) | Nos. of shares underlying Depository Receipts (VI) | Total nos. shares held (VII)=(IV)+(V)+(VI) | Shareholding % calculated as per SCRR, 1957) As a % of (A+B+C2) (VIII) | Number of Voting Rights held in each class of securities (IX) |         |       |                                     | No of shares Underlying outstanding convertible securities (including Warrants) (X) | Total Shareholding as a % assuming full conversion of convertible securities (as a percentage of diluted share capital) (XI)=(VII)+(X) As a % of A+B+C2) | Number of Locked in shares (XII) |                                 | Number of shares pledged or otherwise encumbered (XIII) |  | Number of equity shares held in dematerialized form (XIV) | Sub-categorization of shares (XV) Shareholding (No of shares) under |                   |                    |   |
|  |          |                            |  |                                       |  |  |  | No of Voting Rights   |         |       | Total as a % of Total Voting rights |   |  | As a % of total shares held (b)  |                                 | No. (Not applicable) (a)                                | As a % of total shares held (Not applicable) (b) |   | Sub-Category (i)  | Sub-Category (ii) | Sub-Category (iii) |   |
|  |          |                            |  |                                       |  |  |  | Class x   | Class y | Total |                                     |   |  | No. (a)                          | As a % of total shares held (b) |   |  |   |   |                   |                    |   |
| (1) Institutions (Domestic)  |          |                            |  |                                       |  |  |  |   |         |       |                                     |   |  |                                  |                                 |   |  |   |   |                   |                    |   |
| (a) Mutual Funds   |          |                            |  |                                       |  |  |  |   |         |       |                                     |   |  |                                  |                                 |   |  |   |   |                   |                    |   |
| (b) Venture Capital Funds  |          |                            |  |                                       |  |  |  |   |         |       |                                     |   |  |                                  |                                 |   |  |   |   |                   |                    |   |
| (c) Alternate Investment Funds   |          |                            |  |                                       |  |  |  |   |         |       |                                     |   |  |                                  |                                 |   |  |   |   |                   |                    |   |
| (d) Banks  |          |                            |  |                                       |  |  |  |   |         |       |                                     |   |  |                                  |                                 |   |  |   |   |                   |                    |   |
| (e) Insurance Companies  |          |                            |  |                                       |  |  |  |   |         |       |                                     |   |  |                                  |                                 |   |  |   |   |                   |                    |   |
| (f) Provident Funds / Pension Funds  |          |                            |  |                                       |  |  |  |   |         |       |                                     |   |  |                                  |                                 |   |  |   |   |                   |                    |   |
| (g) Asset Reconstruction Companies   |          |                            |  |                                       |  |  |  |   |         |       |                                     |   |  |                                  |                                 |   |  |   |   |                   |                    |   |
| (h) Sovereign Wealth Funds   |          |                            |  |                                       |  |  |  |   |         |       |                                     |   |  |                                  |                                 |   |  |   |   |                   |                    |   |
| (i) NBFCs Registered with RBI  |          |                            |  |                                       |  |  |  |   |         |       |                                     |   |  |                                  |                                 |   |  |   |   |                   |                    |   |
| (j) Other Financial Institutions   |          |                            |  |                                       |  |  |  |   |         |       |                                     |   |  |                                  |                                 |   |  |   |   |                   |                    |   |
| (k) Any Other (specify)  |          |                            |  |                                       |  |  |  |   |         |       |                                     |   |  |                                  |                                 |   |  |   |   |                   |                    |   |
| Sub Total  |          |                            | 0  | 0                                     | 0  | 0  | 0  | 0.0000  | 0       | 0     | 0                                   | 0.0000  | 0  | 0.0000                           | 0                               | 0.0000  | NA   |   | 0   | 0                 | 0                  | 0 |
| (2) Institutions (Foreign)   |          |                            |  |                                       |  |  |  |   |         |       |                                     |   |  |                                  |                                 |   |  |   |   |                   |                    |   |
| (a) Foreign Direct Investment  |          |                            |  |                                       |  |  |  |   |         |       |                                     |   |  |                                  |                                 |   |  |   |   |                   |                    |   |
| (b) Foreign Venture Capital Investors  |          |                            |  |                                       |  |  |  |   |         |       |                                     |   |  |                                  |                                 |   |  |   |   |                   |                    |   |
| (c) Sovereign Wealth Funds   |          |                            |  |                                       |  |  |  |   |         |       |                                     |   |  |                                  |                                 |   |  |   |   |                   |                    |   |
| (d) Foreign Portfolio Investors Category I   |          |                            |  |                                       |  |  |  |   |         |       |                                     |   |  |                                  |                                 |   |  |   |   |                   |                    |   |
| (e) Foreign Portfolio Investors Category II  |          |                            |  |                                       |  |  |  |   |         |       |                                     |   |  |                                  |                                 |   |  |   |   |                   |                    |   |
| (f) Overseas Depositories (holding DRs) (balancing figure)                                     |          |                            |  |                                       |  |  |  |   |         |       |                                     |   |  |                                  |                                 |   |  |   |   |                   |                    |   |
| (g) Any Other (specify)  |          |                            |  |                                       |  |  |  |   |         |       |                                     |   |  |                                  |                                 |   |  |   |   |                   |                    |   |
| Sub Total  |          |                            | 0  | 0                                     | 0  | 0  | 0  | 0.0000  | 0       | 0     | 0                                   | 0.0000  | 0  | 0.0000                           | 0                               | 0.0000  | NA   |   | 0   | 0                 | 0                  | 0 |
| (3) Central Government / State Government(s)   |          |                            |  |                                       |  |  |  |   |         |       |                                     |   |  |                                  |                                 |   |  |   |   |                   |                    |   |
| (a) Central Government / President of India  |          |                            |  |                                       |  |  |  |   |         |       |                                     |   |  |                                  |                                 |   |  |   |   |                   |                    |   |
| (b) State Government / Governor  |          |                            |  |                                       |  |  |  |   |         |       |                                     |   |  |                                  |                                 |   |  |   |   |                   |                    |   |
| (c) Shareholding by Companies or Bodies Corporate where Central/State Government is a promoter |          |                            |  |                                       |  |  |  |   |         |       |                                     |   |  |                                  |                                 |   |  |   |   |                   |                    |   |
| Sub Total  |          |                            | 0  | 0                                     | 0  | 0  | 0  | 0.0000  | 0       | 0     | 0                                   | 0.0000  | 0  | 0.0000                           | 0                               | 0.0000  | NA   |   | 0   | 0                 | 0                  | 0 |
| (4) Non-Institutions   |          |                            |  |                                       |  |  |  |   |         |       |                                     |   |  |                                  |                                 |   |  |   |   |                   |                    |   |
| (a) Associate Companies / Subsidiaries   |          |                            |  |                                       |  |  |  |   |         |       |                                     |   |  |                                  |                                 |   |  |   |   |                   |                    |   |



| Statement showing Shareholding pattern of the listed company as on 31.12.2024  |          |                            |  |                                       |  |  |  |   |         |       |                                     |   |  |                                  |                                 |   |  |   |                  |                   |                    |   |
|--|----------|----------------------------|--|---------------------------------------|--|--|--|---|---------|-------|-------------------------------------|---|--|----------------------------------|---------------------------------|---|--|---|------------------|-------------------|--------------------|---|
| Category & Name of the Shareholders (I)  | PAN (II) | Nos. of shareholders (III) | No. of fully paid up equity shares held (IV) | Partly paid-up equity shares held (V) | Nos. of shares underlying Depository Receipts (VI) | Total nos. shares held (VII)=(IV)+(V)+(VI) | Shareholding % calculated as per SCRR, 1957) As a % of (A+B+C2) (VIII) | Number of Voting Rights held in each class of securities (IX) |         |       |                                     | No of shares Underlying outstanding convertible securities (including Warrants) (X) | Total Shareholding as a % assuming full conversion of convertible securities (as a percentage of diluted share capital) (XI)=(VII)+(X) As a % of A+B+C2) | Number of Locked in shares (XII) |                                 | Number of shares pledged or otherwise encumbered (XIII) |  | Sub-categorization of shares (XV) Shareholding (No of shares) under |                  |                   |                    |   |
|  |          |                            |  |                                       |  |  |  | No of Voting Rights   |         |       | Total as a % of Total Voting rights |   |  | No. (a)                          | As a % of total shares held (b) | No. (Not applicable) (a)                                | As a % of total shares held (Not applicable) (b) | Number of equity shares held in dematerialized form (XIV)           | Sub-Category (i) | Sub-Category (ii) | Sub-Category (iii) |   |
|  |          |                            |  |                                       |  |  |  | Class x   | Class y | Total |                                     |   |  |                                  |                                 |   |  |   |                  |                   |                    |   |
| (b) Directors and their relatives (excluding independent directors and nominee directors)                                      |          |                            |  |                                       |  |  |  |   |         |       |                                     |   |  |                                  |                                 |   |  |   |                  |                   |                    |   |
| (c) Key Managerial Personnel   |          |                            |  |                                       |  |  |  |   |         |       |                                     |   |  |                                  |                                 |   |  |   |                  |                   |                    |   |
| (d) Relatives of Promoters (other than immediate relatives of promoters disclosed under Promoter and Promoter Group category)  |          |                            |  |                                       |  |  |  |   |         |       |                                     |   |  |                                  |                                 |   |  |   |                  |                   |                    |   |
| (e) Trusts where any person belonging to Promoter and Promoter Group category is trustee, beneficiary or author of the trust - |          |                            |  |                                       |  |  |  |   |         |       |                                     |   |  |                                  |                                 |   |  |   |                  |                   |                    |   |
| (f) Investor Education and Protection Fund Authority   |          |                            | 1  | 12989                                 | 0  | 0  | 12989  | 0.3345  | 12989   | 0     | 12989                               | 0.3345  | 0  | 0.3345                           | 0                               | 0.0000  | NA   |   | 12989            | 0                 | 0                  | 0 |
| (g) Resident Individuals holding nominal share capital upto Rs.2 lakhs   |          |                            | 1059   | 9219                                  | 0  | 0  | 9219   | 0.2374  | 9219    | 0     | 9219                                | 0.2374  | 0  | 0.2374                           | 0                               | 0.0000  | NA   |   | 1857             | 0                 | 0                  | 0 |
| (h) Resident Individuals holding nominal share capital in excess of Rs.2 lakhs   |          |                            |  |                                       |  |  |  |   |         |       |                                     |   |  |                                  |                                 |   |  |   |                  |                   |                    |   |
| (i) Non Resident Indians (NRIs)  |          |                            |  |                                       |  |  |  |   |         |       |                                     |   |  |                                  |                                 |   |  |   |                  |                   |                    |   |
| (j) Foreign National   |          |                            |  |                                       |  |  |  |   |         |       |                                     |   |  |                                  |                                 |   |  |   |                  |                   |                    |   |
| (k) Foreign Company / OCB  |          |                            |  |                                       |  |  |  |   |         |       |                                     |   |  |                                  |                                 |   |  |   |                  |                   |                    |   |
| (l) Bodies Corporate   |          |                            | 8  | 102                                   | 0  | 0  | 102  | 0.0026  | 102     | 0     | 102                                 | 0.0026  | 0  | 0.0026                           | 0                               | 0.0000  | NA   |   | 0                | 0                 | 0                  | 0 |
| (m) Any Other (specify)  |          |                            |  |                                       |  |  |  |   |         |       |                                     |   |  |                                  |                                 |   |  |   |                  |                   |                    |   |
| Trusts   |          |                            | 1  | 1                                     | 0  | 0  | 1  | 0.0000  | 1       | 0     | 1                                   | 0.0000  | 0  | 0.0000                           | 0                               | 0.0000  | NA   |   | 1                | 0                 | 0                  | 0 |
| Resident Individual (HUF)  |          |                            | 4  | 7                                     | 0  | 0  | 7  | 0.0002  | 7       | 0     | 7                                   | 0.0002  | 0  | 0.0002                           | 0                               | 0.0000  | NA   |   | 7                | 0                 | 0                  | 0 |
| Sub Total  |          |                            | 1073   | 22318                                 | 0  | 0  | 22318  | 0.5747  | 22318   | 0     | 22318                               | 0.5747  | 0  | 0.5747                           | 0                               | 0.0000  | NA   |   | 14854            | 0                 | 0                  | 0 |
| Total Public Shareholding (B)=(B)(1)+(B)(2)+(B)(3)   |          |                            | 1073   | 22318                                 | 0  | 0  | 22318  | 0.5747  | 22318   | 0     | 22318                               | 0.5747  | 0  | 0.5747                           | 0                               | 0.0000  | NA   |   | 14854            | 0                 | 0                  | 0 |
| Details of the shareholders acting as persons in Concert   |          |                            |  |                                       |  |  |  |   |         |       |                                     |   |  |                                  |                                 |   |  |   |                  |                   |                    |   |
| Sl No  | Name     | PAN                        | Shares                                       |                                       |  |  |  |   |         |       |                                     |   |  |                                  |                                 |   |  |   |                  |                   |                    |   |
|  | NIL      |                            |  |                                       |  |  |  |   |         |       |                                     |   |  |                                  |                                 |   |  |   |                  |                   |                    |   |

Table IV - Statement Showing shareholding pattern of the Non Promoter - Non Public shareholder as on 31/12/2022

|     |    |          |                          |  |                                       |  |  |  |   | Number of Voting Rights held in each class of securities (IX) |         |        |                                     | No of shares Underlying outstanding convertible securities (including Warrants) (X) | Total Shareholding as a % assuming full conversion of convertible securities (as a percentage of diluted share capital) (XI)=(VII)+(X) As a % of A+B+C2) | Number of Locked in shares (XII) |    | Number of shares pledged or otherwise encumbered (XIII) |  | Number of equity shares held in dematerialized form (XIV) |  |                                 |                          |                                 |
|-----|---|----------|--------------------------|--|---------------------------------------|--|--|--|---|---|---------|--------|-------------------------------------|---|--|----------------------------------|----|---|--|---|--|---------------------------------|--------------------------|---------------------------------|
|     |   |          |                          |  |                                       |  |  |  |   | No of Voting Rights   |         |        | Total as a % of Total Voting rights |   |  |                                  |    |   |  |   |  | As a % of total shares held (b) | No. (Not applicable) (a) | As a % of total shares held (b) |
|     |   |          |                          |  |                                       |  |  |  |   | Class x   | Class y | Total  |                                     |   |  |                                  |    |   |  |   |  |                                 |                          |                                 |
| (1) | Category & Name of the Shareholders (I)   | PAN (II) | No of shareholders (III) | No. of fully paid up equity shares held (IV) | Partly paid-up equity shares held (V) | Nos. of shares underlying Depository Receipts (VI) | Total nos. shares held (VII)=(IV)+(V)+(VI) | Shareholding % calculated as per SCRR, 1957) As a % of (A+B+C2) (VIII) |   |   |         |        |                                     |   |  | No. (a)                          |    |   |  |   |  |                                 |                          |                                 |
| (1) | Custodian / DR Holder   |          |                          |  |                                       |  |  |  |   |   |         |        |                                     |   |  |                                  |    |   |  |   |  |                                 |                          |                                 |
| (2) | Employee Benefit Trust/Employee Welfare Trust under SEBI (Share based Employee Benefits and Sweat Equity) Regulations, 2021 |          |                          |  |                                       |  |  |  |   |   |         |        |                                     |   |  |                                  |    |   |  |   |  |                                 |                          |                                 |
|     | Total Non Promoter - Non Public Shareholding (C)=(C)(1)+(C)(2)  |          | 0                        | 0  | 0                                     | 0  | 0  | 0.0000   | 0 | 0   | 0       | 0.0000 | 0                                   | 0.0000  | 0  | 0.0000                           | NA | NA  |  | 0   |  |                                 |                          |                                 |



|   |      |  |                                 |      |  |   |            |                   |  |                     |   |
|---|------|--|---------------------------------|------|--|---|------------|-------------------|--|---------------------|---|
| KOTHARI PHYTOCHEMICALS & INDUSTRIES LTD.  |      |  |                                 |      |  |   |            |                   |  |                     |   |
| Annexure  |      |  |                                 |      |  |   |            |                   |  |                     |   |
| Table V - Statement showing details of significant beneficial owners as on 31/12/2022 |      |  |                                 |      |  |   |            |                   |  |                     |   |
| Details of the (SBO)  |      |  | Details of the registered owner |      |  | Details of holding / exercise of right of the SBO in the reporting company, whether direct or indirect: |            |                   |  |                     | Date of creation / acquisition of significant beneficial interest |
| (I)   |      |  | (II)                            |      |  | Whether by virtue of: (III)   |            |                   |  |                     | (IV)  |
| Sr No   | Name | PAN / Passport No. in case of a foreign national | Nationality                     | Name | PAN / Passport No. in case of a foreign national | Nationality   | Shares (%) | Voting rights (%) | Rights on distributable dividend or any other distribution (%) | Exercise of control | Exercise of significant influence                                 |



KOTHARI PHYTOCHEMICALS & INDUSTRIES LTD.

Table VI - Statement showing foreign ownership limits as on 31/12/2022

|                         | Board<br>approved<br>limits | Limits<br>utilized |
|-------------------------|-----------------------------|--------------------|
| As on shareholding date |                             |                    |
| As on 30/09/2022        |                             |                    |
| As on 30/06/2022        |                             |                    |
| As on 31/03/2022        |                             |                    |
| As on 31/12/2021        |                             |                    |





|  |                        |                    |                |                   |  |               |                |
|--|------------------------|--------------------|----------------|-------------------|--|---------------|----------------|
| KOTHARI PHYTOCHEMICALS & INDUSTRIES LTD. |                        |                    |                |                   |  |               |                |
| Shareholding Summary as on 31/12/2022    |                        |                    |                |                   |  |               |                |
|  | As per Folio/Client Id |                    |                |                   |  | As per PAN    |                |
| Form                                     | No of Records          | % to Total Records | No of Shares   | % to Total Shares |  | No of Records | No of Shares   |
| PHYSICAL                                 | 908                    | 82.5455            | 7464           | 0.1922            |  | 906           | 7464           |
| NSDL                                     | 139                    | 12.6364            | 3875284        | 99.7968           |  | 135           | 3875284        |
| CDSL                                     | 53                     | 4.8182             | 427            | 0.0110            |  | 48            | 427            |
| <b>TOTAL</b>                             | <b>1100</b>            | <b>100.0000</b>    | <b>3883175</b> | <b>100.0000</b>   |  | <b>1089</b>   | <b>3883175</b> |

